

STAGE # 1 WILD BUNCH


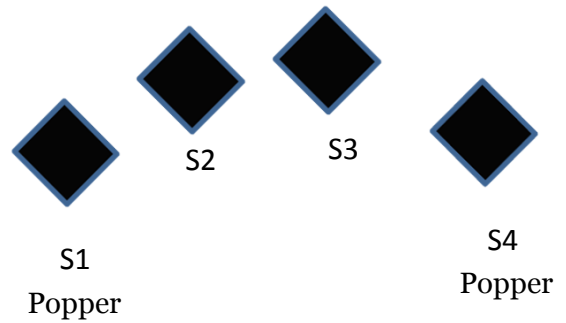
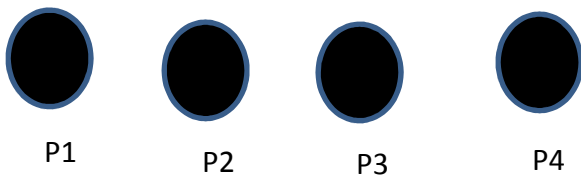
Staging: Rifle load with 10 rounds staged Yellow vertical rack.

Pistol: two magazines loaded with 5 rounds each.

Shotgun loaded 4 rounds on Yellow vertical rack with rifle.

Standing holding the horses tail.

ATB: Let go of horses tail. Draw your pistol and shoot P1,P1,P1,P2,P2 Load 2nd Mag and shoot P4,P4,P4,P3,P3. Make pistol safe on the hay bale. Move to the vertical rack and pick up your rifle and shoot 3 shots R1 2 shots R2 3 shots R4 2 shots R3. Make rifle safe on the rack and pick up your shotgun. Shoot targets in this order S1,S2,S3,S4,S1,S4.



Gun Horse



Vertical yellow gun rack

Round count 10 Pistol 10 Rifle 6+ Shotgun

STAGE # 2

WE COME FOR ANGEL

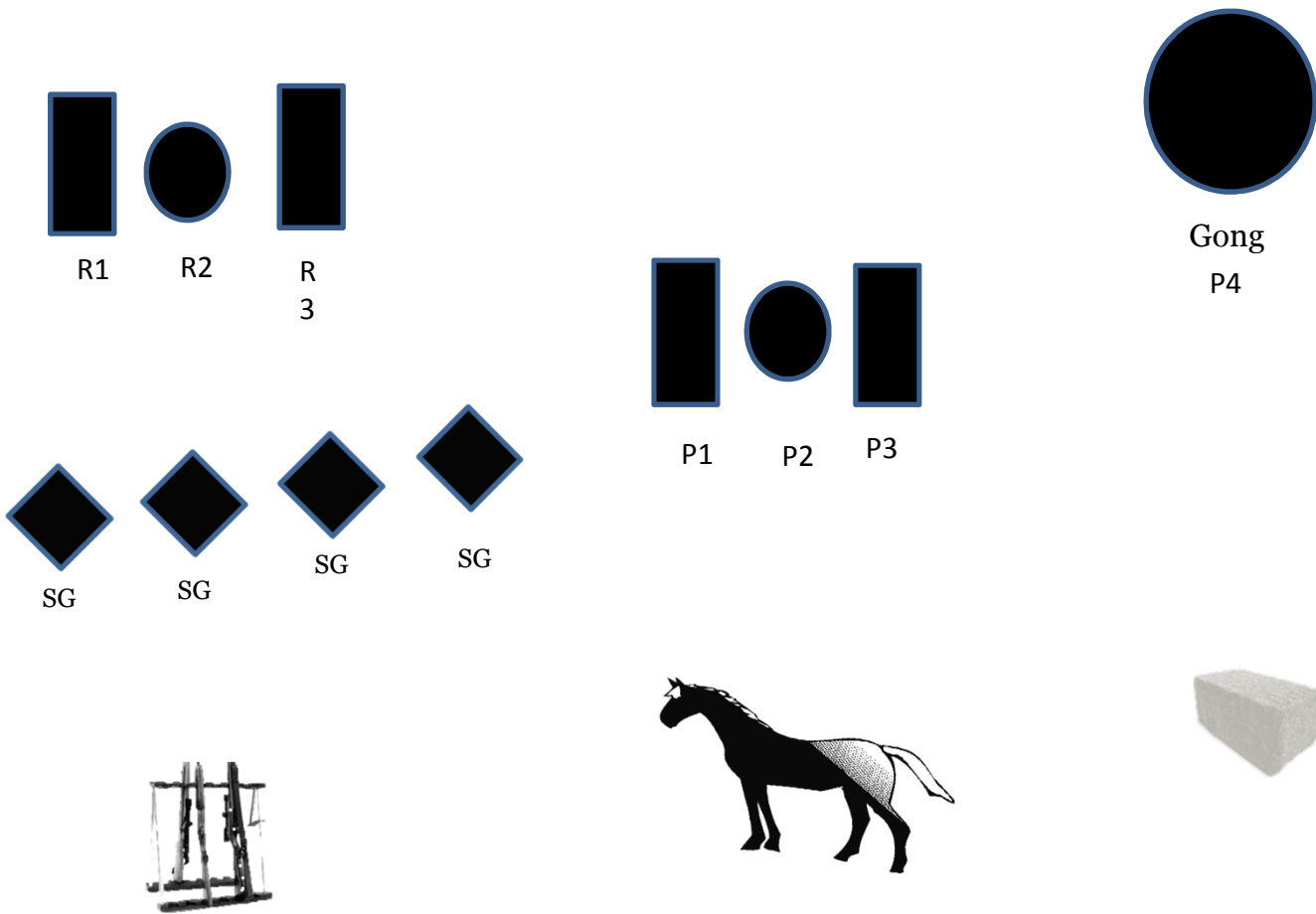
Staging: Rifle load with 10 rounds held at port arms at the vertical gun rack.

Pistol: 3 magazines loaded with 5 rounds each.

Shotgun loaded 4 rounds on Yellow vertical rack with rifle.

Standing at the gun rack shooter says "We Come For Angel"

ATB: Shoot the rifle targets in this order. 3 sweeps from the left (R1) the last shot will be on R2. Make rifle safe on the rack. Then pick up your shotgun and shoot the 4 must kill shotgun targets in any order. Make shotgun safe on the rack and move to the gun horse. Shoot the targets the same as the rifle. Move the hay bale and shoot P4 (Gong) 5 shots. Clear pistol and go the unloading table.



Vertical yellow gun rack

Round Count
Rifle 10
Pistols 15
Shotgun 4+

STAGE # 3

“AMBUSH AT THE RAILROAD BANK”


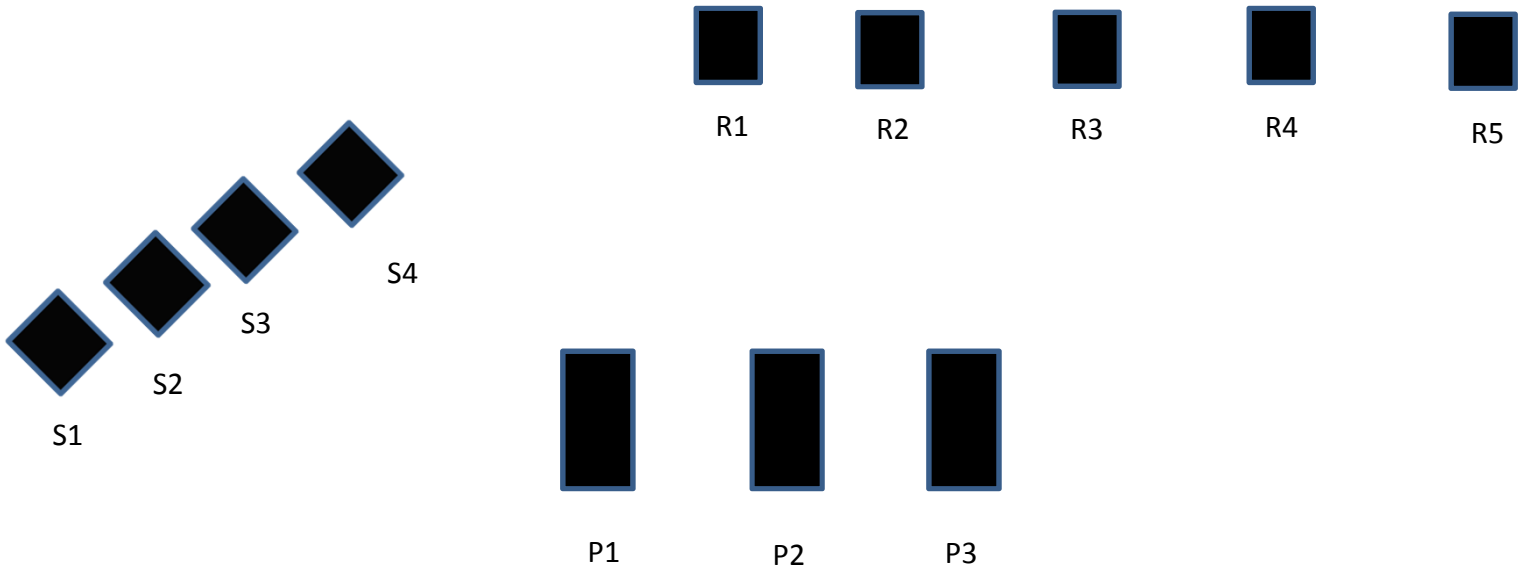
Staging: Rifle loaded 10 rounds held at port arms at the hay bale.

Shotgun loaded 4 rounds on the gun horse.

Pistol loaded 5 rounds. +2 Magazines loaded 5 rounds each on belt.

Standing at the hay bale rifle at port arms shooter says, “Ambush”

ATB: With rifle shoot rifle targets in this order R3,R1,R5,R2,R4 and repeat. Make rifle safe on the hay bale . Draw pistol and shoot P2P1P3P1P3. Move to the water trough and repeat with 2nd mag. Move to the gun horse and repeat with 3rd mag. Make pistol safe. Pick up shot gun and shoot shotgun targetsS4,S3,S2,S1



Round count 15 Pistol 10 Rifle 4+ Shotgun


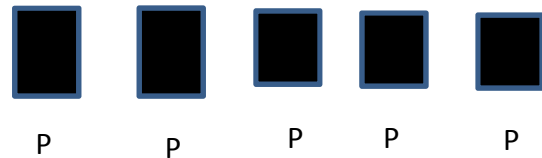
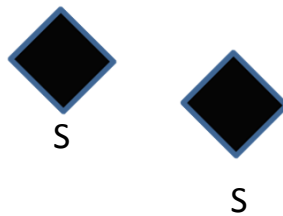
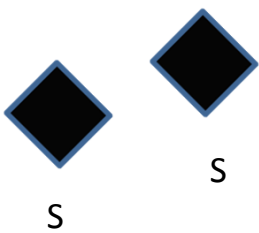
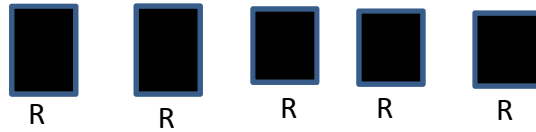
STAGE # 4

WHERE IS DUTCH

Staging: Pistol: 2 magazines with 5 rounds each
Shotgun loaded 4 rounds staged on the gun horse
Rifle loaded with 10 rounds staged on the gun horse

Standing at the hay bale at position 1 shooter says “Where’s Dutch”

ATB: draw your pistol and shoot the five pistols in a sweep from left or right and repeat with 2nd magazine. Make pistol safe on the hay bale. Move to the gun horse at position 2 and pick up your rifle and sweep the five rifle targets from left or right and repeat. Make rifle safe on the gun horse and pick up your shotgun. Shoot the 2 shotgun targets in front of the gun horse then move to position 3 and shoot the 2 shotgun targets in front of the hay bale.



Position 3



Position 2



Position 1

Round Count
Rifle 10
Pistols 10
Shotgun 4+

STAGE # 5

WILD BUNCH ZORRO

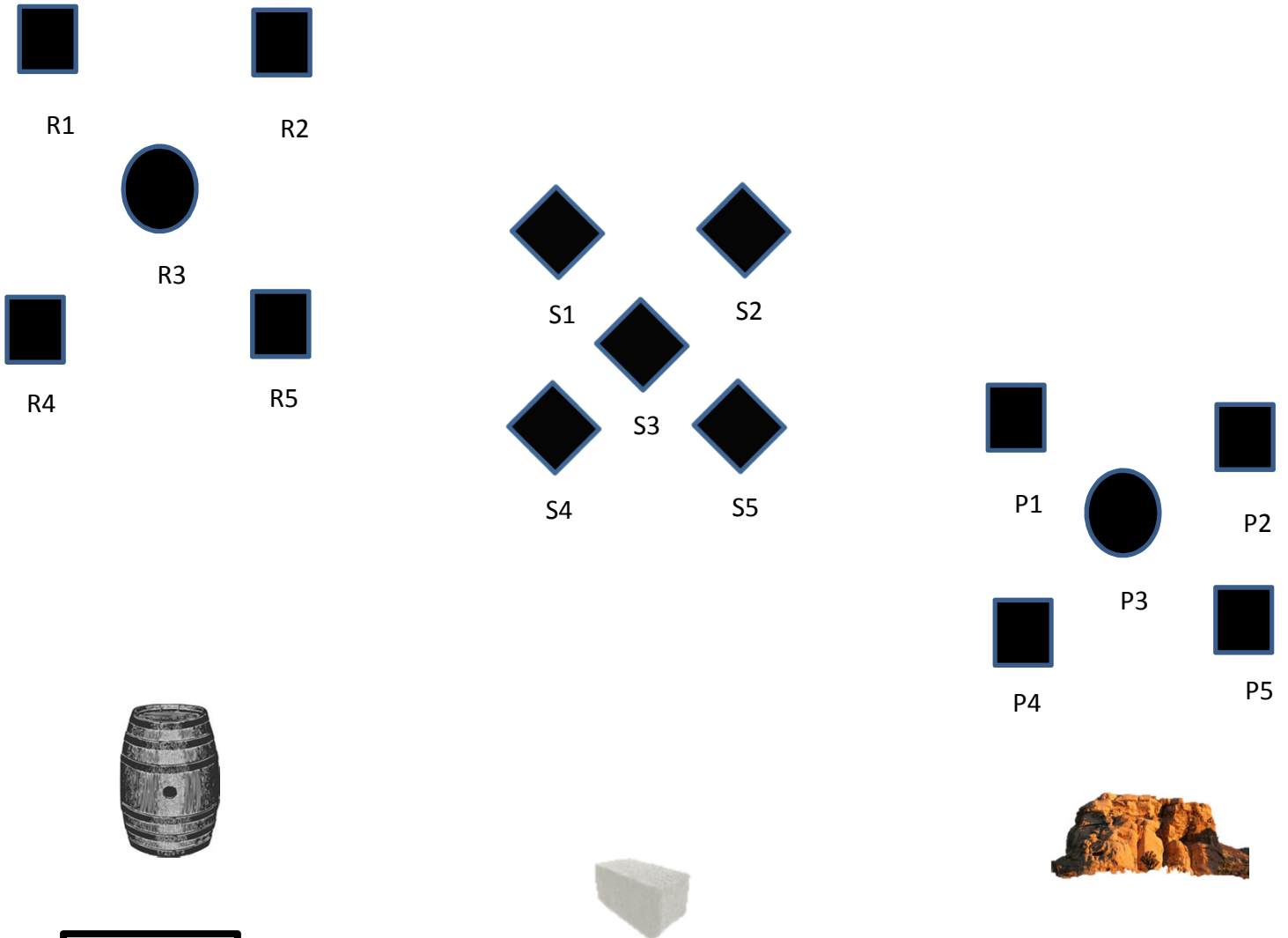
Staging: Rifle loaded with 10 rounds on the whiskey barrel.

Shotgun loaded 4 rounds held at port arms at the cactus.

Pistol: 2 magazines loaded 5 rounds each.

Standing at the whisky barrel with rifle at port arms.

ATB: Engage the 5 rifle targets in a Zorro Sweep R1,R2,R3,R4,R5 and repeat. Make the rifle safe on the whiskey barrel. Move to the hay bale and pick up your shotgun and shoot the 5 shotgun targets in a Zorro sweep for 5 shots. Make shotgun safe on the hay bale and move to the rock draw your pistol and do a Zorro Sweep the same as the rifle and repeat with the second magazine.



Round Count
10 Pistol
10 Rifle
5+ Shotgun