

Stage # 1

"Knockem' down"




10 Pistol, 10 Rifle, 0 + Shotgun


Staging Rifle loaded with 10 rounds staged safely
Pistols loaded with 5 rds. each holstered
Shotgun staged anywhere safely

Starting position; Standing anywhere at the ready (not touching guns or ammo) shooter may indicate ready by saying "Knockem' down?" rifle cannot be last

ATB: all knock down targets must fall. Place remaining rounds on cowboy
Must use both positions. must fire 20 rounds from R/P. shotgun is for cleanup.
misses on cowboy are **misses**



Position 1



Position 2

Stage # 2



Who wrote this stage?

10 Pistol, 10 Rifle, 4+ Shotgun

Staging anywhere safely, pistol holstered

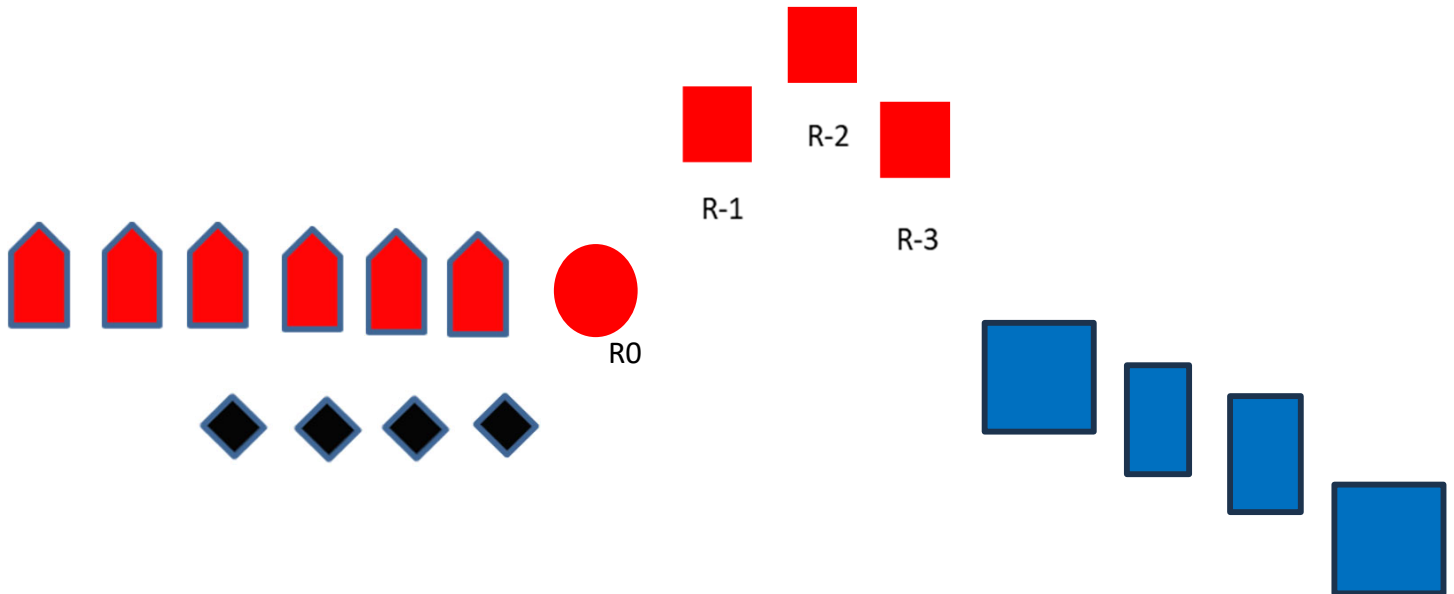
Starting position: Shooter starts standing behind a position first firearm in hand(s)
When ready shooter may indicate ready by saying **“Who The F@#\$ wrote this!”**

ATB:

Shotgun at position 1 engage 4 shotgun targets,

Rifle at position 1 engage knockdowns and R targets, rifle cannot be last, Knockdown plates left standing can be made up with shotgun

Pistol at position 2, engage targets in a 3,2,2,3 sweep starting on either end



Position 1



Position 2



Stage # 3

Monsoon

10 Pistol, 10 Rifle, 2 + Shotgun

Staging: anywhere safely, pistol holstered


Starting position; Standing behind position 1, hands up in air to the heavens, when ready shooter may indicate ready by saying: “**Monsoon!**”

ATB

Shotgun from position 1 engage the 2 targets

Rifle from position 2 engage the Texas star until down, remaining on R/P-1

Pistol from position 3 engage targets in double tap Nevada sweep starting on either end






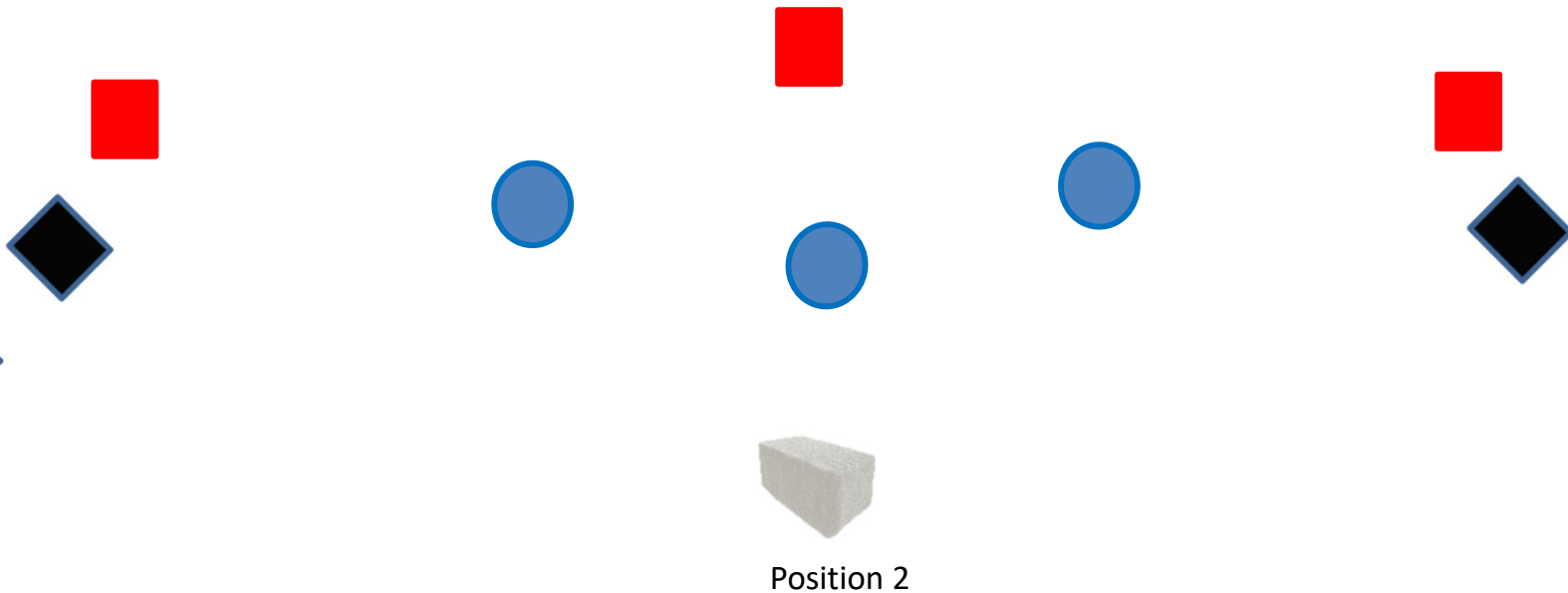
Stage # 4

Margarita

10 *Revolver*, 10 *Rifle*, 2 +*Shotgun*

Start: At position 1 holding long gun of choice in hands. Revolvers loaded with 5 rds. each and holstered. Rifle loaded with 10 rds. and Shotgun staged anywhere safely, or in hands. Shooter may indicate ready by saying “**Margaritas!**”

On Signal: At position 1,
Shotgun knockdown 2 shotgun targets
Rifle, engage R targets with a Margarita Sweep, single tap alternate between two targets for 5 rds. Repeat instructions with other target, yes you can
At position 2 with revolvers, repeat rifle instructions





Stage # 5

Surfs up

10 *Revolver*, 10 *Rifle*, 3 +*Shotgun*

Start: At position 1 first firearm in hand(s). Revolvers loaded with 5 rds. Each and holstered or in hand(s). Rifle loaded with 10 rds. and Shotgun staged safely or in hands. Firearms used in any order, rifle cannot be last. Shooter may indicate ready by saying “Go Zippy”

On Signal: At position 1, knockdown 3 shotgun targets

At position 1 with rifle, engage R targets in a Hang ten sweep. 5 rounds on each target any order,

At position 1 with revolvers repeat rifle instructions with P targets



P1



Position 1