

Stage # 1

Lonesome Dove




10 Revolver, 10 Rifle, 2+ Shotgun

Start: At any position at the ready. Revolvers loaded with 5 rds. each and holstered. Rifle loaded with 10 rds., empty shotgun both staged anywhere safely. Firearms may be used in any order rifle cannot be last. Shooter may indicate ready by saying “Talks the way to kill it”

On Signal: with revolvers, engage P1-P3 with a 2-1-2 sweep starting on either end for 5 rds. Then repeat pistol instructions for next 5 rds. Yes you can

With Rifle at position 2 engage must kill knockdown rack until down, any remaining rds. place on R1 for a total of 10 rounds

With shotgun engage 2 shotgun targets from position 1



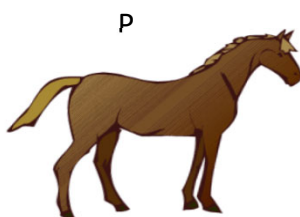
P-1



P-3



Falling Plate Rack



Position 1



Position 2



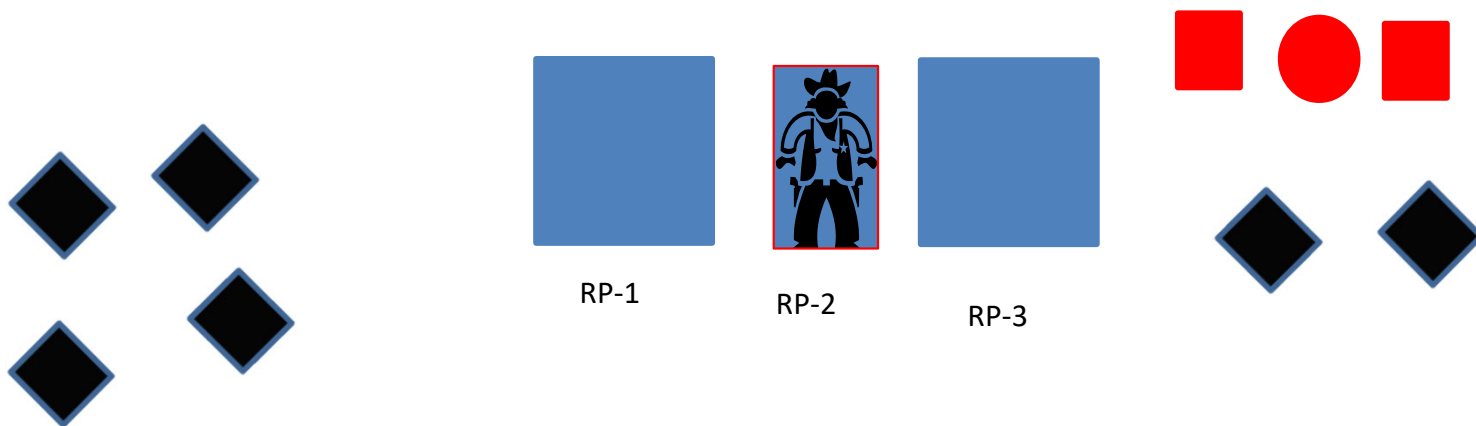
Stage # 2

Lonesome Dove

10 *Revolver*, 10 *Rifle*, 6 +*Shotgun*

Start: At any position hands on hat or head. Revolvers loaded with 5 rds. Each and holstered. Rifle loaded with 10 rds. and Shotgun staged anywhere safely. Firearms used in any order, rifle cannot be last. Shooter may indicate ready by saying **“The older the Violin, the sweeter the music”**

On Signal: With rifle engage the red R targets with at least 3 rds each any order, engage RP1-RP3 with pistols same instruction as rifle. From position 1 **and** 3, engage the shotgun targets in front of each position.



Position 1



Position 2



Position 3

Stage #3

Lonesome Dove




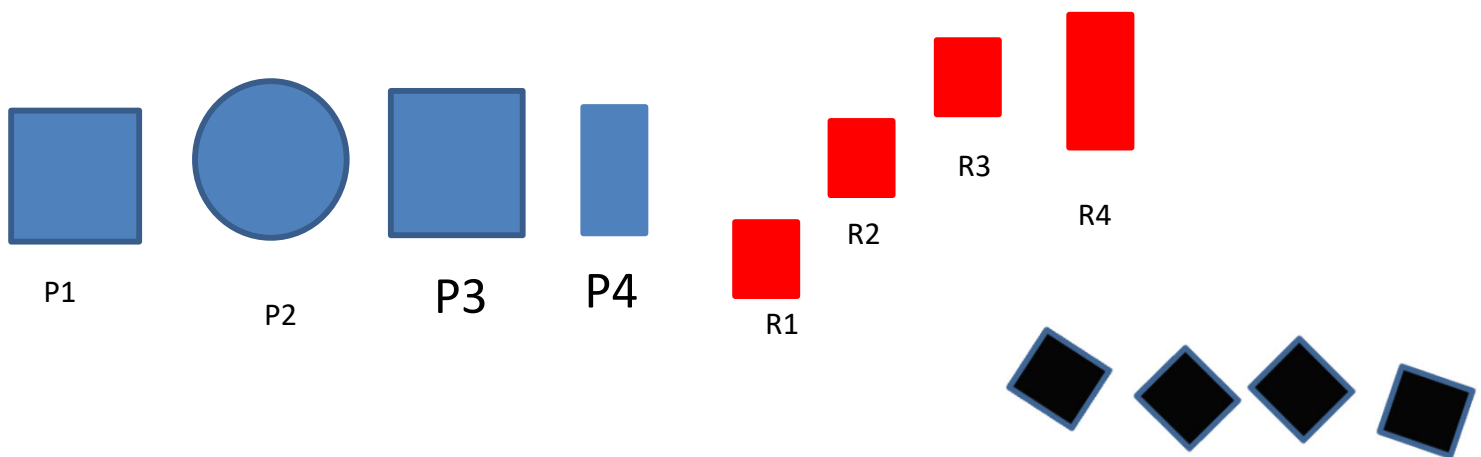
10 Revolver, 10 Rifle 4+ shotgun

Start: at position 1, making a fist with one hand, Rifle loaded with 10 rds, Revolvers loaded with 5 rds. and holstered, shotgun staged safely. Shooter may indicate ready by saying **“Ride with an Outlaw, die with him”**

On Signal: With rifle, engage the “R” targets with a reverse progressive sweep starting on either end 4,3,2,1

With shotgun engage 4 SG targets

With revolvers, repeat rifle instructions



Position 1



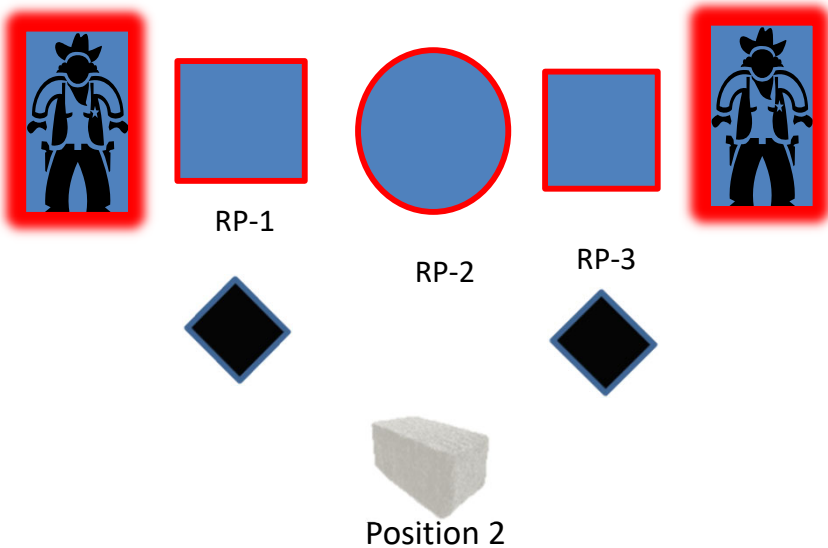
Stage # 4

Lonesome Dove

10 *Revolver*, 10 *Rifle*, 2 + *Shotgun*

Start: At position 1 finger pointing at position 2. Revolvers loaded with 5 rds. Each and holstered. Rifle loaded with 10 rds. and Shotgun staged anywhere safely. Firearms used in any order, rifle cannot be last. Shooter may indicate ready by saying **“You was born in Scotland”**

On Signal: At position 1 Engage 2 shotgun targets
At position 1 with rifle, engage RP targets with a double tap outside targets, then double tap inside targets, then double tap center target
At position 2 with revolvers repeat rifle instructions



Position 1



Stage # 5

Lonesome Dove

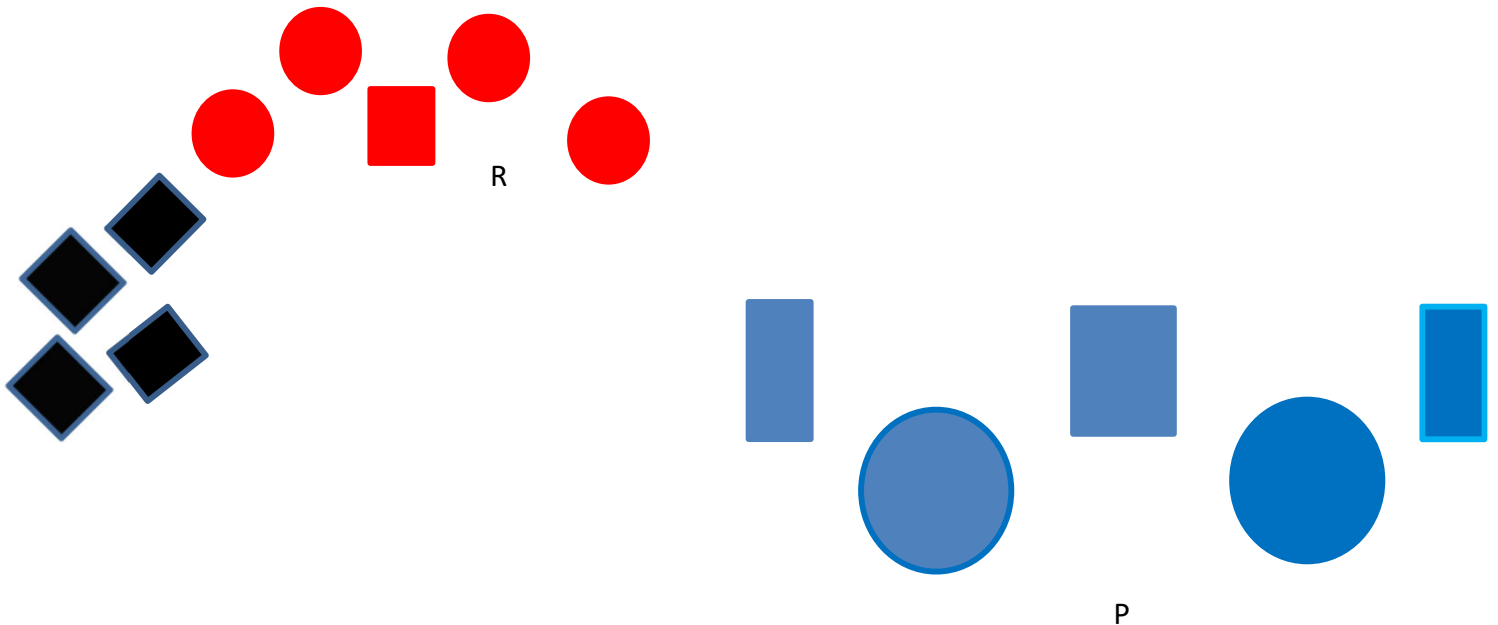
10 Revolver, 10 Rifle, 4 + Shotgun

Start: At position 1 hands touching table. Revolvers loaded with 5 rds. Each and holstered. Rifle loaded with 10 rds. and Shotgun staged safely. Firearms used in any order, rifle cannot be last. Shooter may indicate ready by saying “**I hate rude behavior in a man, I won’t tolerate it**”


On Signal: At position 1 Engage 4 shotgun targets

At position 1 with rifle, engage R targets with two sweeps either direction starting on either end, yes you can


At position 1 with revolvers repeat rifle instructions with P targets



Position 1



Swinger



"Big Jackson"




Soda can thrower Soda can thrower



Tombstone Rack





Pigs



Texas Star



Popper



Popper



Falling Plate Rack

