

Stage # 1

Saint Patrick 385-461



10 Pistol, 10 Rifle, 4+ Shotgun

Staging Rifle loaded with 10 rounds staged safely
Pistols loaded with 5 rds. each holstered
Shotgun staged anywhere safely

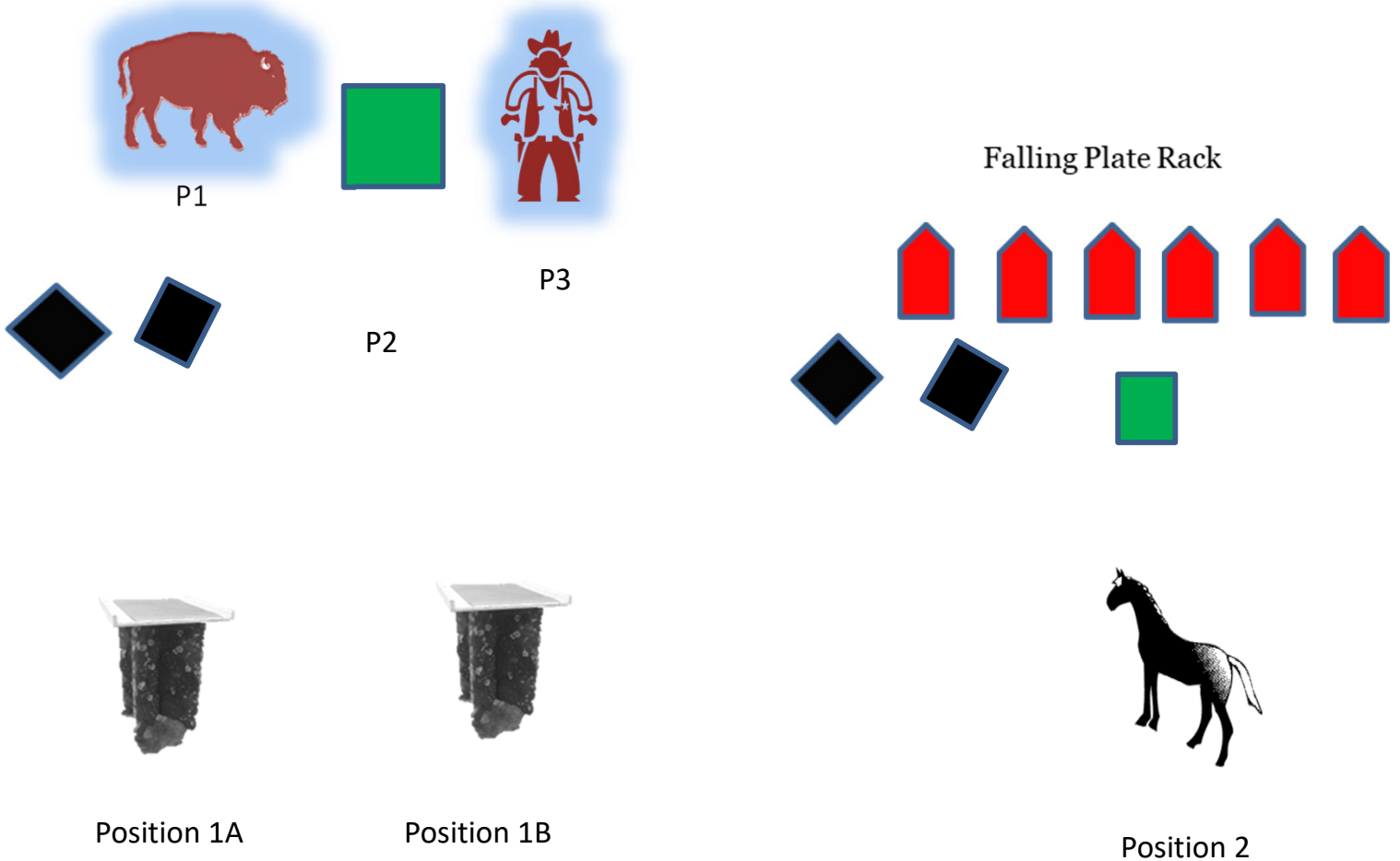


Starting position; Standing anywhere at the ready (not touching guns or ammo) shooter may indicate ready by saying “**Top O’ the Morning?**” rifle **CAN** be last

ATB: Rifle at position 2 : 10 rounds to knockdown six plates remaining rounds on Green Target

Pistol at position 1A: first 5 rounds, double tap p2, then single tap P1-P2-P3. Repeat with next 5 rounds at position 1B

Shotgun : knock down 2 shotgun targets any order, at position 1 a/b and 2, any rifle targets remaining up can be made up by firing shotgun rounds downrange, not at a target



Stage # 2



if a fly drinks an Irish whiskey, what do you say to the fly?



10 Pistol, 10 Rifle, 6+ Shotgun

Staging anywhere safely, pistol holstered

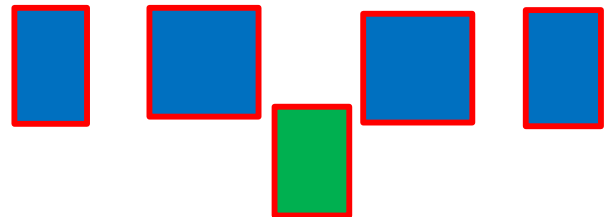
Starting position: Shooter starts standing behind a position 1 or 2, first firearm in hand(s). When ready shooter may indicate ready by saying **"Spit it out!"**

ATB:

Rifle at position 2, double tap Nevada sweep targets starting on either end

Pistol at position 3, repeat rifle instructions

Shotgun at position 1 engage 6 s/g targets



Position 1



Position 3



Position 2



Stage # 3

ShamRock

10 Pistol, 10 Rifle, 6 + Shotgun



Staging: anywhere safely, pistol holstered


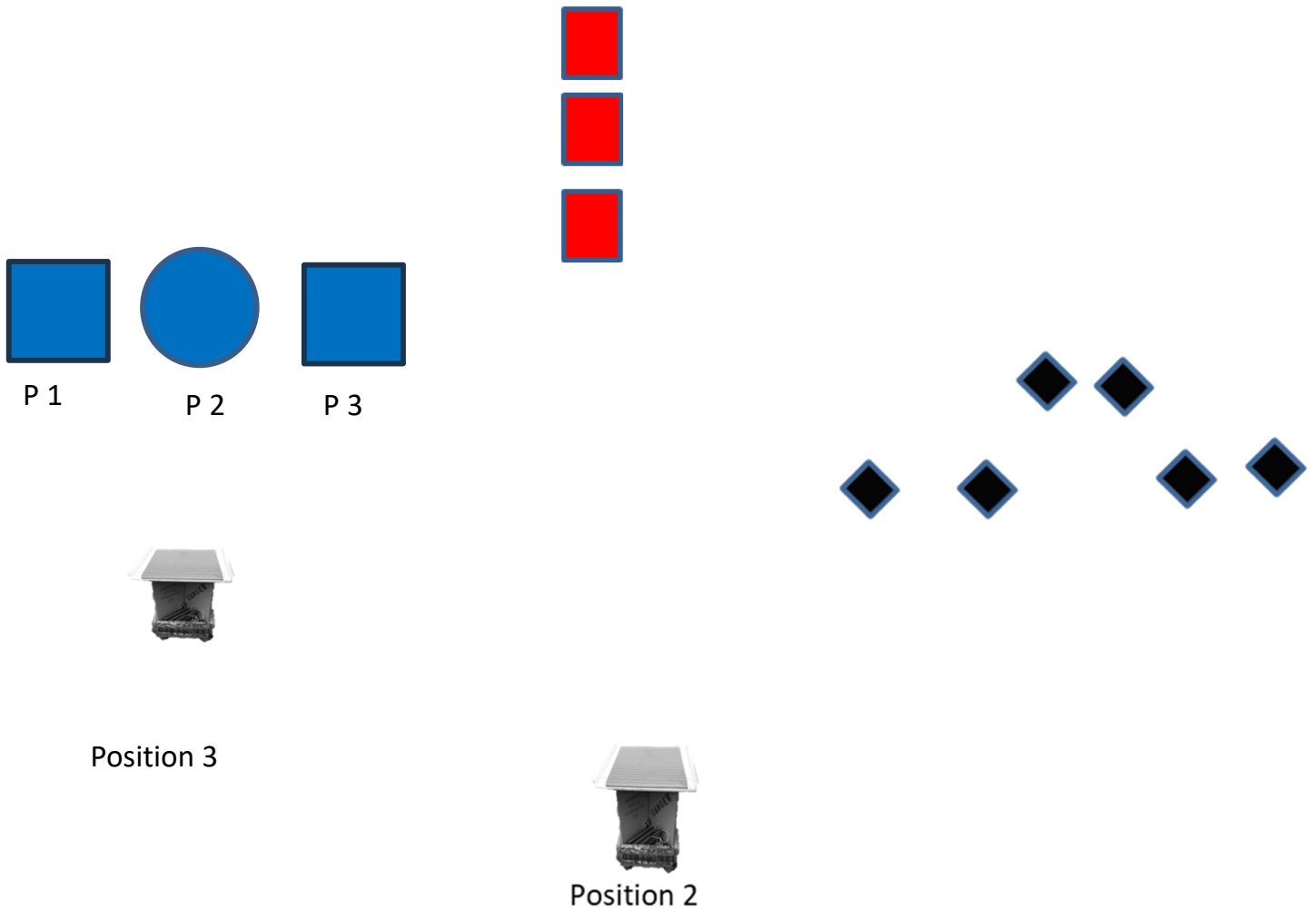
Starting position; Standing behind position 1, holding a Shamrock, when ready shooter may indicate ready by saying: **“LeperKhanz”**

ATB

Shotgun from position 1 knockdown the 6 targets

Rifle from position 2, at least 3 rounds on each target

Pistol from position 3; repeat rifle instructions



Position 1



Stage # 4

Shenanagunz

1 Shamrock, 10 Rifle, 10 pistol 2 + shotgun



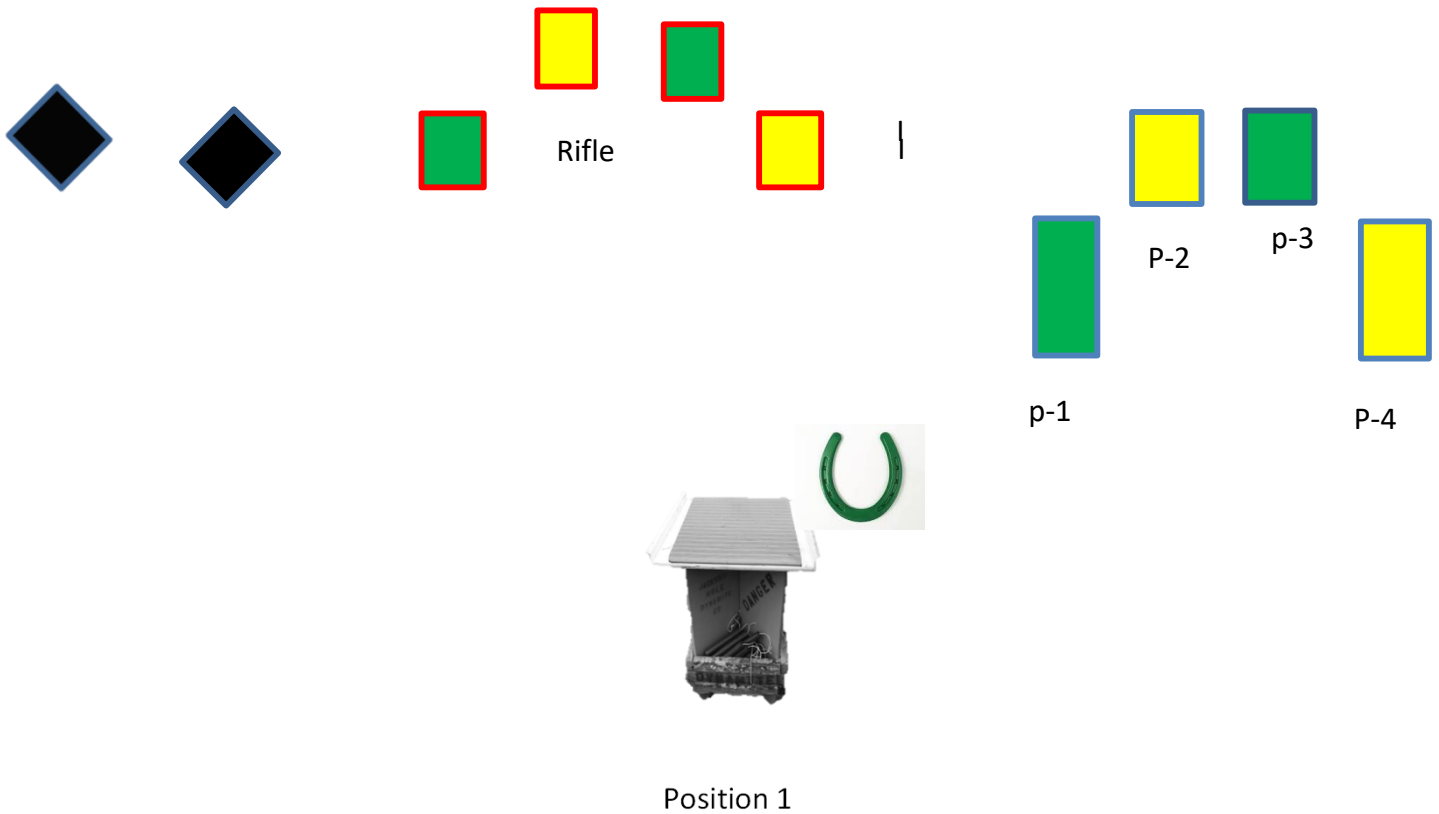
Start: At position 1 holding Shamrock at the low ready, Shooter may indicate ready by saying “**Luck of the Irish**” **start and end any firearm**

On Signal: At position 1, throw shamrock on peg for a 5 second bonus

Pistol: engage P targets, alternate diagonally between P1, P3 or P2, P4 starting on either target of the pair for 5 rounds. Repeat with instructions with other diagonal pair

Rifle: repeat Pistol instructions using rifle targets

Shotgun: knockdown 2 targets





Stage # 5

Ride the pony

10 Revolver, 10 Rifle, 4 +Shotgun

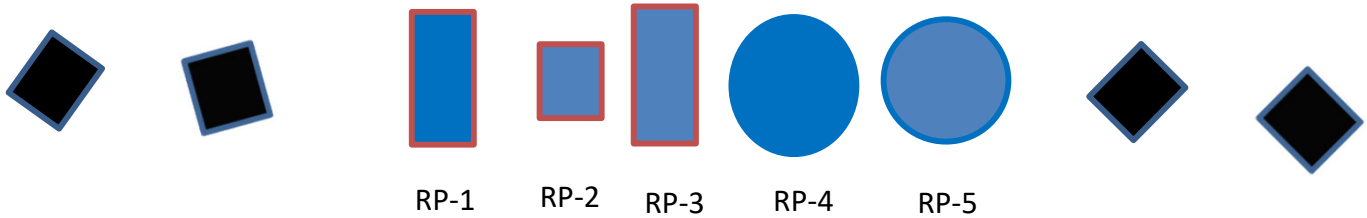
Start: At position 1, pony on table top. Revolvers loaded with 5 rds. Each and holstered . Rifle loaded with 10 rds. and Shotgun staged safely . Long guns any order. Shooter may indicate ready by saying “**YEEHAW!**”

On Signal: At position 1: knockdown 2 shotgun targets

At position 1: with rifle, sweep targets twice either direction, yes you can

Take shotgun and Pony to position 2, place both on table, then with revolvers repeat rifle instructions

Shotgun at position 2, knockdown 2 shotgun targets



Position 1



Position 2