

Stage # 1

Cervus Canadensis



14 Pistol, 10 Rifle, 6 Shotgun

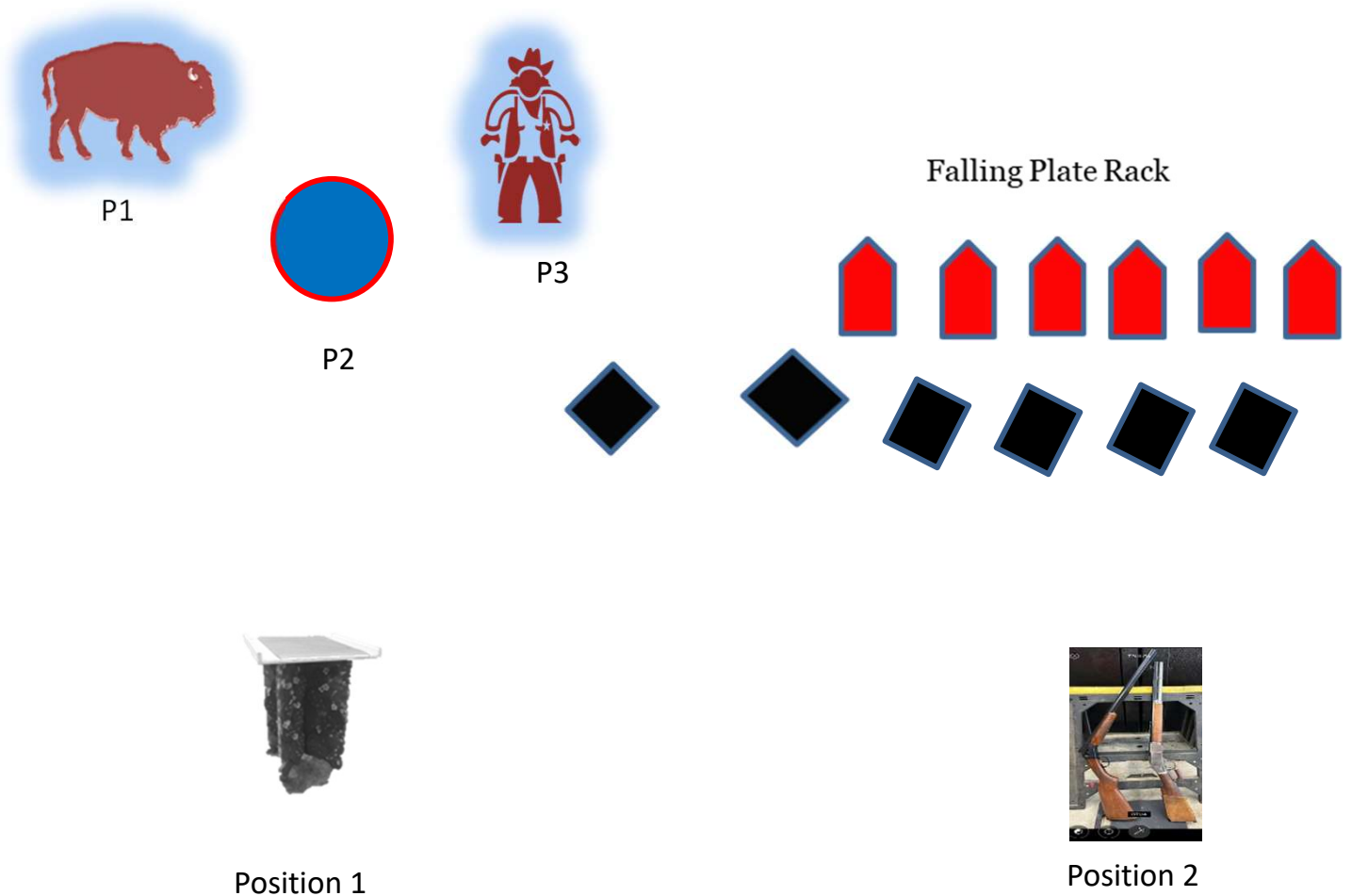
Staging Rifle loaded with 10 rounds staged safely
Pistol loaded with 7 rds. holstered
Shotgun loaded up to 6 rounds staged anywhere safely

Starting position; Standing anywhere at the ready (not touching guns or ammo) shooter may indicate ready by saying “**Elk**” rifle cannot be last

ATB: Rifle at position 2 : knockdown 6 targets on rack and P1,P2,P3 last round on P2 any order

Pistol at position 1: first 7 rounds, double tap p1 and P3 then triple tap P2. Repeat with next 7 rounds

Shotgun at position 1 or 2: knock down 2 shotgun targets any order, then any rifle targets can be made up with shotgun



Stage # 2

Wapiti



14 Pistol, 10 Rifle, 7 Shotgun

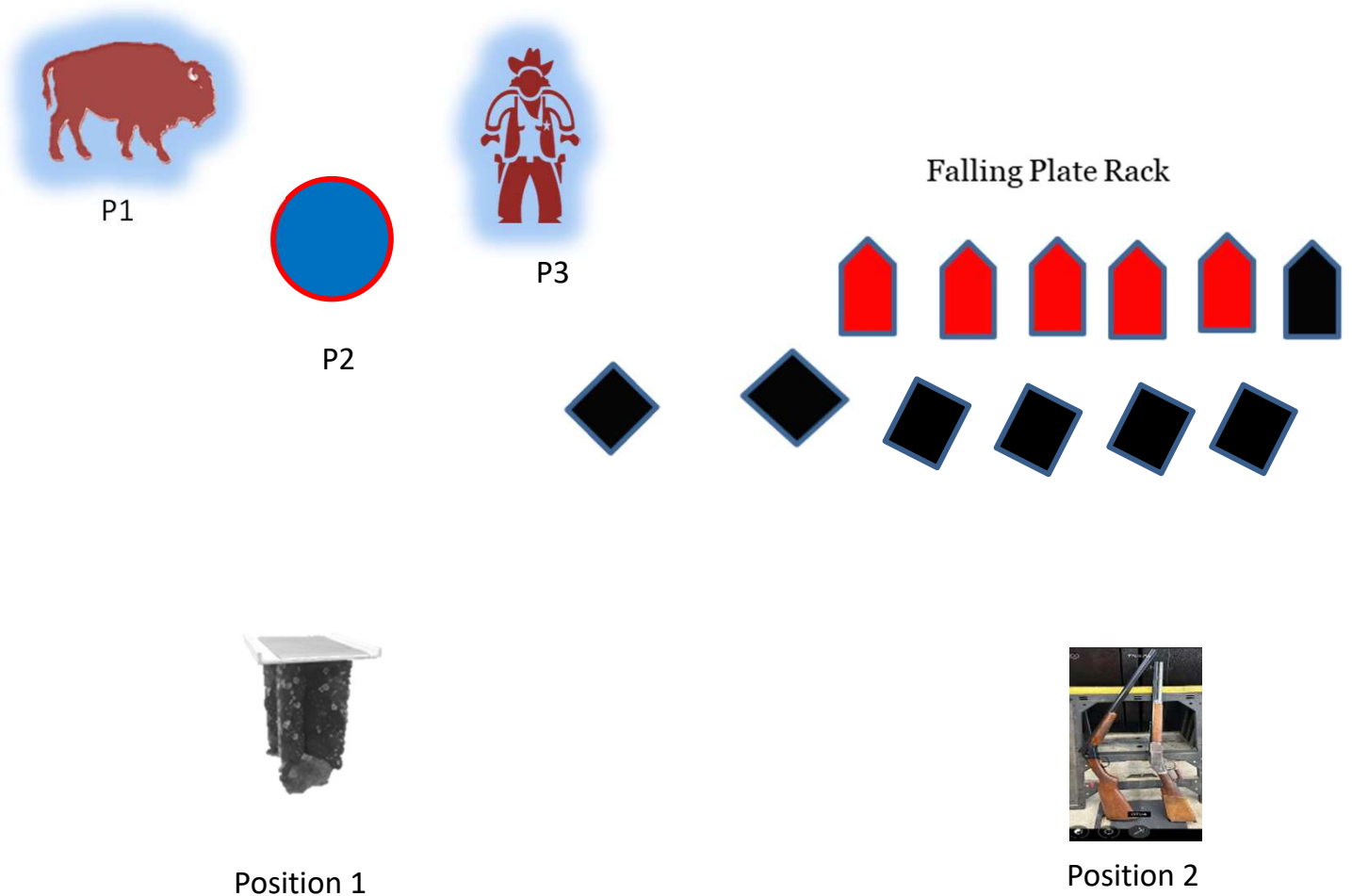
Staging Rifle loaded with 10 rounds staged safely
Pistol loaded with 7 rds. holstered
Shotgun loaded with up to six rounds staged anywhere safely

Starting position; Standing anywhere at the default position, shooter may indicate ready by saying “**Wapiti**” rifle cannot be last

ATB: Rifle at position 2 : alternate between plate rack and P3 for 10 rounds start on either target

Pistol at position 1: double tap P2 then Nevada sweep targets from either repeat with next 7 rounds

Shotgun at position 1 or 2: knock down 7 shotgun targets any order



Stage # 3

Bull



14 Pistol, 10 Rifle, 6 Shotgun

Staging anywhere safely, pistol holstered

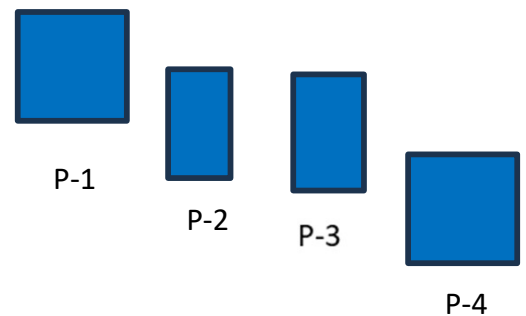

Starting position: Shooter starts standing behind a position, surrender position. When ready shooter may indicate ready by saying **"Bull"**

ATB:

Rifle at position 1, 10 rounds to knock down 6 targets on rack, any remaining rounds dump on RO, misses on RO are a miss. rifle cannot be last

Pistol at position 2, engage P targets in a 3,2,2,1,1, sweep starting from either end, then repeat from other end

Shotgun at position 1 engage 6 s/g targets and any remaining plate rack targets



Position 1



Position 2

Stage # 4

Cow



14 Pistol, 11 Rifle, 6 Shotgun

Staging anywhere safely, pistol holstered

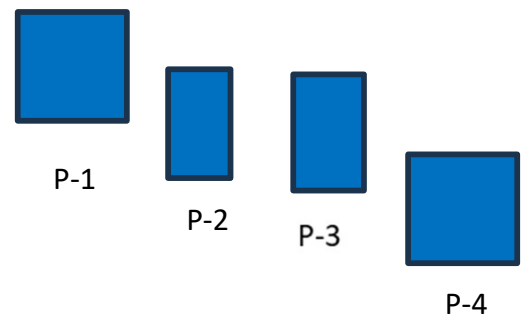

Starting position: Shooter starts standing behind a position, first firearm in hand(s).
When ready shooter may indicate ready by saying **“Cow”**

ATB:

Rifle at position 1, alternate between plate rack and RO target for 11 rounds starting on either target. rifle cannot be last

Pistol at position 2, engage P targets in a Nevada sweep starting from either end, then repeat from other end

Shotgun at position 1 engage 6 s/g targets and any remaining plate rack targets



Position 1



Position 2



Stage # 5

Rocky Mountain Elk

21 Pistol, 10 Rifle, 6 Shotgun

Staging: anywhere safely, pistol holstered

Starting position; Standing behind position 1, hands on holstered pistol butt, when ready shooter may indicate ready by saying: “**How can I miss**”

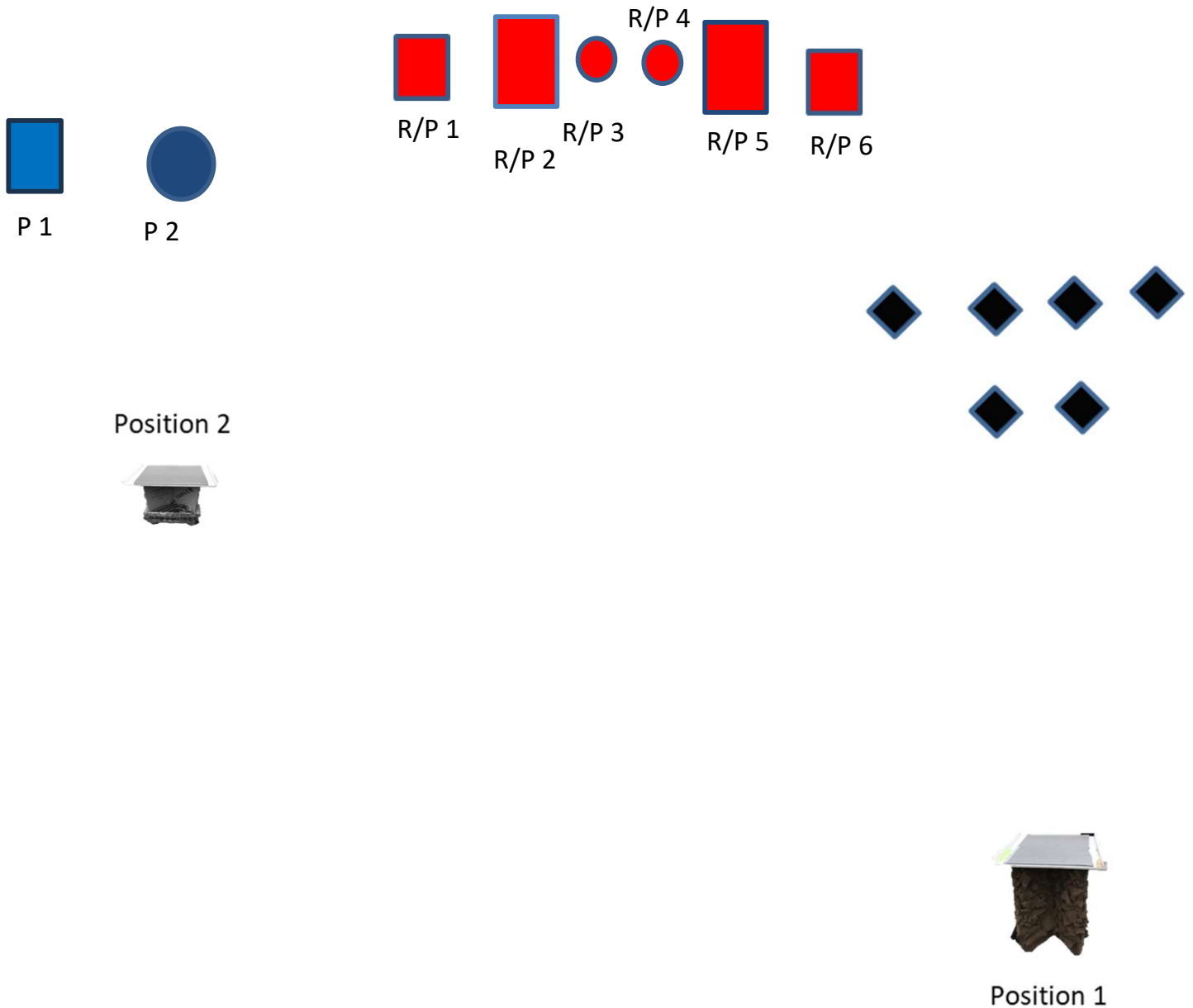
ATB

Shotgun from position 1 , knock down 6 shotgun targets

Rifle from position 1, with 10 rounds, 1,2,3,2,1-6,5,4,5,6

Pistol from position 1; alternate between R/P1 and R/P2 for 7 rounds then R/P6 and R/P5 for 7 rounds start on either target

Move to position 2 and alternate between P1 and P2 for 7 rounds , start on either target





Stage # 6

Calf

21 Pistol, 10 Rifle, 3 Shotgun

Staging: anywhere safely, pistol holstered

Starting position; Standing behind position 1, hands on holstered pistol butt, when ready shooter may indicate ready by saying: **“Calf”**

ATB

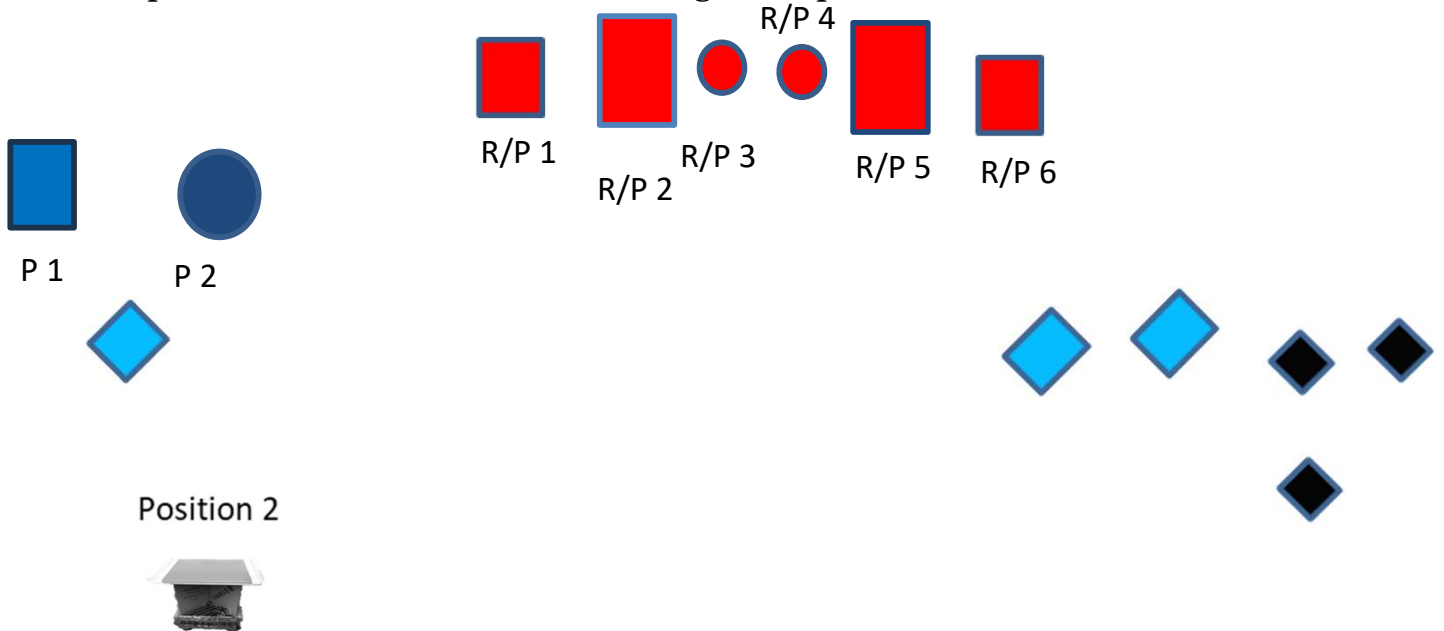
Shotgun from position 1 , knock down 6 shotgun targets

Rifle from position 1, with 10 rounds, 1,1,2,2,3-4,5,5,6,6

Pistol from position 1; sweep the RP targets

Starting on either end and one blue knockdown any order, repeat instructions for next 7 rounds

Move to position 2 and knock down blue target and put 3 rds. on P1 P2



Position 1