

Stage # 1

Bon Jovi



10 Pistol, 10 Rifle, 2 + Shotgun

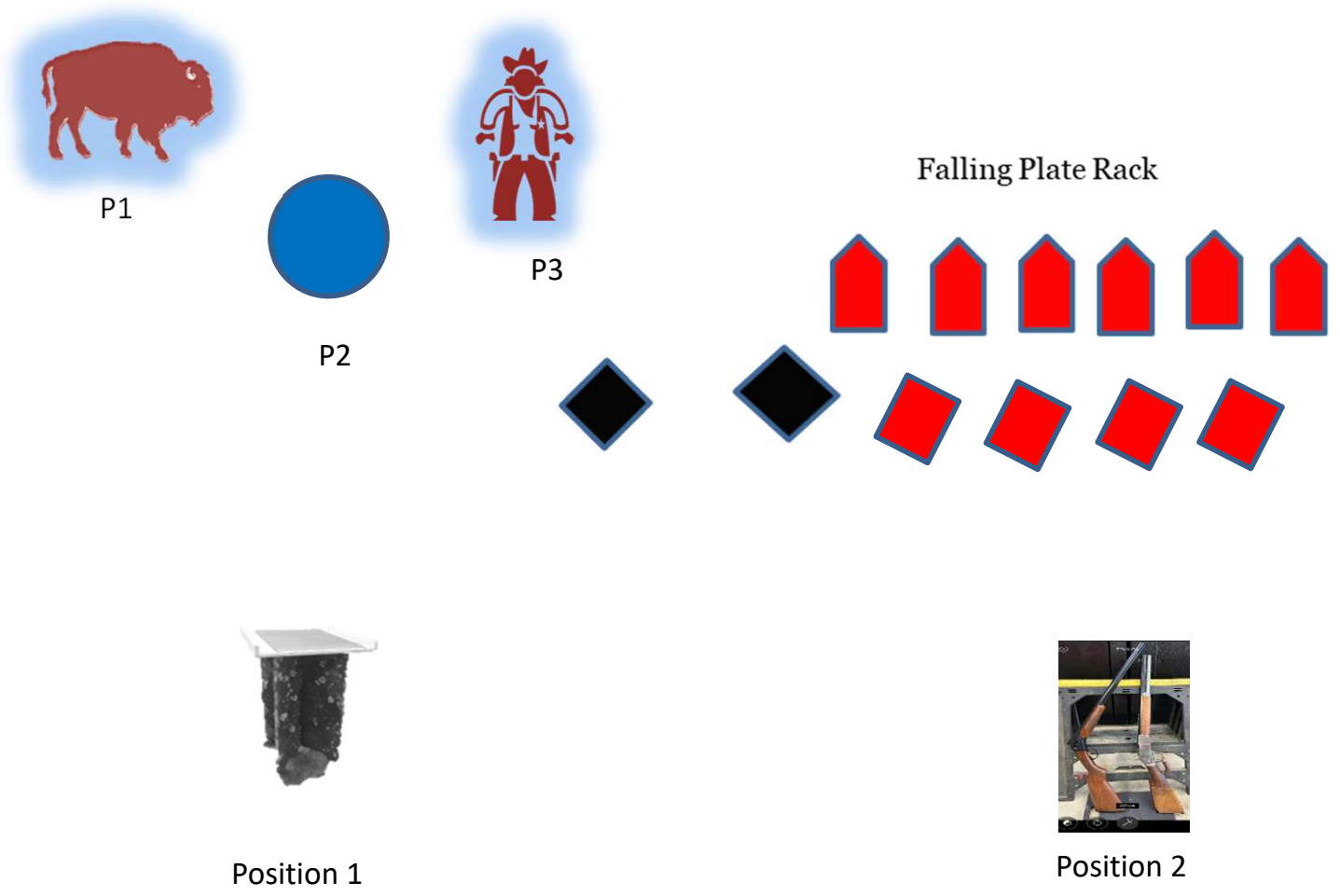
Staging Rifle loaded with 10 rounds staged safely
Pistols loaded with 5 rds. each holstered
Shotgun staged anywhere safely

Starting position; Standing anywhere at the ready (not touching guns or ammo) shooter may indicate ready by saying “**Livin’ on a prayer**” rifle cannot be last

ATB: Rifle at position 2 : knockdown 10 targets

Pistol at position 1: first 5 rounds, double tap p2, then single tap sweep p1-p3 starting on either end. Repeat with next 5 rounds

Shotgun at position 1 or 2: knock down 2 shotgun targets any order, then any rifle targets can be made up with shotgun



P1

P3

P2

Falling Plate Rack

Position 1

Position 2

Stage # 2

Skid Row



10 Pistol, 10 Rifle, 6+ Shotgun

Staging anywhere safely, pistol holstered


Starting position: Shooter starts standing behind a position, surrender position. When ready shooter may indicate ready by saying **“18 and Life”**

ATB:


Rifle at position 1, 10 rounds to knock down 6 targets on rack, any remaining rounds dump on RO, misses on RO are a miss. rifle cannot be last, Knockdown plates left standing can be made up with shotgun

Pistol at position 2, engage targets in a 1,2,1,2 sweep starting on either end, then sweep targets once each from same end you began

Shotgun at position 1 engage 6 s/g targets and any remaining plate rack targets



Position 1



Position 2



Stage # 3

American Angel

10 *Pistol*, 10 *Rifle*, 4 + *Shotgun*

Staging: anywhere safely, pistol holstered

Starting position; Standing behind position 1, hands on pistol butts, when ready shooter may indicate ready by saying: “**How can I miss you.**”


ATB

Shotgun from position 1 engage the 4 targets

Rifle from position 1, with 10 rounds, 2 rounds on each square target no double taps one round on each circle any order

Misses on R1 are misses

Pistol from position 2; engage P targets in a 3-4-3 sweep on two targets P1,P1,P1-P2,P2,P2,P2-P1,P1,P1. then repeat instructions





Stage # 4

Trixter

10 Revolver, 10 Rifle, 4 +Shotgun

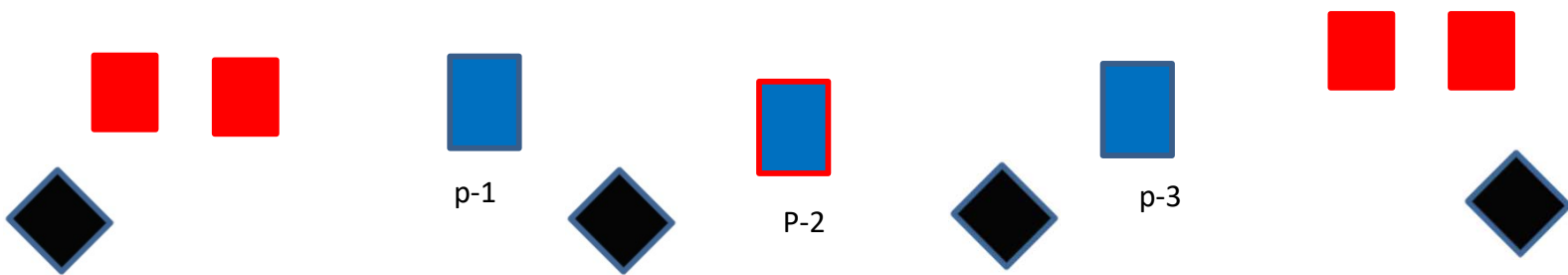
Start: At position 1 holding long gun of choice in hands. Revolvers loaded with 5 rds. each and holstered. Rifle loaded with 10 rds. and Shotgun staged anywhere safely, or in hands. Shooter may indicate ready by saying “Give it to me good”

On Signal: At position 1,

Shotgun knockdown 4 shotgun targets, any order

Rifle, engage R targets with a New Jersey Sweep, single tap sweep red targets from same side two times, then double tap P-2 target

Pistols: At position 2 with revolvers, continuous Nevada sweep P1,P2,P3 starting on either end



Position 2



Position 1



Stage # 5

Prophet

10 *Revolver*, 10 *Rifle*, 4 +*Shotgun*

Start: At position 1 hands flat on table). Revolvers loaded with 5 rds. Each and holstered . Rifle loaded with 10 rds. and Shotgun staged safely . Firearms used in any order, rifle cannot be last. Shooter may indicate ready by saying “**Slow Down**”

On Signal: At position 1, knockdown 4 shotgun targets

At position 1 with rifle, engage R targets in one round on outside targets, 3 rounds on inside targets, two rounds on center target

At position 1 with revolvers repeat rifle instructions with P targets

